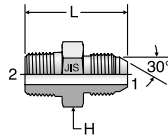


F3T4 Full Dimensions

Male Connector
30° Flare / BSPT

Mates with FU Style hose fittings

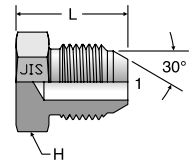


| TUBE FITTING PART # | END SIZE | | H HEX (in.) | L (in.) | STANDARD Dynamic Pressure (x 1,000 PSI) |
|---------------------|----------|----------|-------------|---------|-----------------------------------------|
| | 1 BSPP | 2 BSPT | | | S |
| | 4F3T4 | 1/4 - 19 | | | 1/4 - 19 |
| 4-6F3T4 | 3/8 - 19 | 1/4 - 19 | 0.88 | 1.51 | 5 |
| 6-4F3T4 | 1/4 - 19 | 3/8 - 19 | 0.88 | 1.59 | 5 |
| 6F3T4 | 3/8 - 19 | 3/8 - 19 | 0.88 | 1.59 | 5 |
| 8-6F3T4 | 3/8 - 19 | 1/2 - 14 | 1.06 | 1.70 | 5 |
| 8F3T4 | 1/2 - 14 | 1/2 - 14 | 1.06 | 1.89 | 5 |
| 12F3T4 | 3/4 - 14 | 3/4 - 14 | 1.44 | 2.10 | 4 |
| 16F3T4 | 1-11 | 1-11 | 1.63 | 2.30 | 3 |

PNMT4

Plug
30° Flare

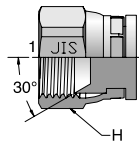
Mates with FU Style hose fittings



| TUBE FITTING PART # | END SIZE | | H HEX (mm) | L (in.) | STANDARD Dynamic Pressure (x 1,000 PSI) |
|---------------------|----------|--------|------------|---------|-----------------------------------------|
| | 1 BSPP | 2 BSPT | | | S |
| | 4PNMT4 | 1/4-19 | | | |
| 6PNMT4 | 3/8-19 | | 19 | 0.97 | 5 |
| 8PNMT4 | 1/2-14 | | 22 | 1.11 | 5 |
| 12PNMT4 | 3/4-14 | | 30 | 1.26 | 4 |
| 16PNMT4 | 1-11 | | 36 | 1.30 | 3 |

FNMT4

Cap
30° Flare

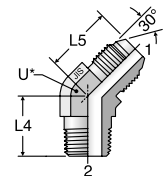


| TUBE FITTING PART # | END SIZE | | H HEX (in.) | STANDARD Dynamic Pressure (x 1,000 PSI) |
|---------------------|----------|--------|-------------|-----------------------------------------|
| | 1 BSPP | 2 BSPT | | S |
| | 4FNMT4 | 1/4-19 | | |
| 6FNMT4 | 3/8-19 | | 0.88 | 5 |
| 8FNMT4 | 1/2-14 | | 1.06 | 5 |
| 12FNMT4 | 3/4-14 | | 1.44 | 4 |
| 16FNMT4 | 1-11 | | 1.63 | 3 |

V3T4 Full Dimensions

45° Male Elbow
30° Flare / BSPT

Mates with FU Style hose fittings



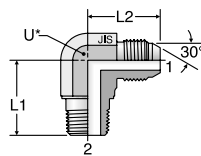
* Across wrench flats

| TUBE FITTING PART # | END SIZE | | L4 (in.) | L5 (in.) | U (in.) | STANDARD Dynamic Pressure (x 1,000 PSI) |
|---------------------|----------|----------|----------|----------|---------|-----------------------------------------|
| | 1 BSPP | 2 BSPT | | | | S |
| | 4V3T4 | 1/4 - 19 | | | | 1/4 - 19 |
| 6V3T4 | 3/8 - 19 | 3/8 - 19 | 0.87 | 0.97 | 0.75 | 5 |
| 8V3T4 | 1/2 - 14 | 1/2 - 14 | 1.06 | 1.10 | 0.88 | 5 |
| 12V3T4 | 3/4 - 14 | 3/4 - 14 | 1.18 | 1.24 | 1.06 | 4 |
| 16V3T4 | 1-11 | 1-11 | 1.37 | 1.26 | 1.31 | 3 |

C3T4 Full Dimensions

Male Elbow
30° Flare / BSPT

Mates with FU Style hose fittings



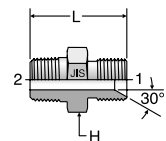
* Across wrench flats

| TUBE FITTING PART # | END SIZE | | L1 (in.) | L2 (in.) | U (in.) | STANDARD Dynamic Pressure (x 1,000 PSI) |
|---------------------|----------|----------|----------|----------|---------|-----------------------------------------|
| | 1 BSPP | 2 BSPT | | | | S |
| | 4C3T4 | 1/4 - 19 | | | | 1/4 - 19 |
| 6C3T4 | 3/8 - 19 | 3/8 - 19 | 1.18 | 1.14 | 0.75 | 5 |
| 8C3T4 | 1/2 - 14 | 1/2 - 14 | 1.42 | 1.33 | 0.88 | 5 |
| 12C3T4 | 3/4 - 14 | 3/4 - 14 | 1.69 | 1.50 | 1.06 | 4 |
| 16C3T4 | 1-11 | 1-11 | 1.97 | 1.74 | 1.31 | 3 |

F3P4 Full Dimensions

Male Connector
60° Cone / BSPT

Mates with GU, G1 and G2 Style hose fittings



| TUBE FITTING PART # | END SIZE | | H HEX (in.) | L (in.) | STANDARD Dynamic Pressure (x 1,000 PSI) |
|---------------------|----------|----------|-------------|---------|-----------------------------------------|
| | 1 BSPP | 2 BSPT | | | S |
| | 4F3P4 | 1/4 - 19 | | | 1/4 - 19 |
| 6F3P4 | 3/8 - 19 | 3/8 - 19 | 0.88 | 1.50 | 5 |
| 8F3P4 | 1/2 - 14 | 1/2 - 14 | 1.06 | 1.81 | 5 |
| 12F3P4 | 3/4 - 14 | 3/4 - 14 | 1.44 | 2.05 | 4 |
| 16F3P4 | 1-11 | 1-11 | 1.63 | 2.28 | 3 |

Dimensions and pressures for reference only, subject to change.

Visual Index

How To Order

Specs

Assembly / Installation

Reference Section